

CUP-15

CENTRIFUGE UTILITY PLATFORM

Closed-Loop Alcohol Extraction System

The CUP-15 is our large capacity centrifuge system that uses programmable sequences to target and extract your desired compounds from botanical biomasses. Utilizing closed-loop technology the CUP-15 has a runtime of 10-20 minutes and a throughput of approximately 300 lbs per 8-hour work day, ensuring the easy delivery of high-purity extractions.



98% Botanical Compound
Removal



97% Alcohol Removal



-40°C Low Temperature
Rating



Dimensions

CUP-15: w/o Auxiliary Components
(37" L x 25.5" W x 63.1" H)

Electrical Requirements

230v Single-Phase
Full-Load-Amperage (FLA): 17

- Closed-Loop System
- 3rd Party Engineer Reviewed
- UL Listed US/Canada
- 304 & 316L Sanitary Stainless Steel
- Vacuum Jacket Insulation
- Easy Material Loading/Unloading
- Bi-Directional Agitation
- Variable Speed Control
- Heavy-Duty Spin Drying
- 6 Month Parts/Labor Warranty
- Technical Support
- Made in USA




CUP-15

CENTRIFUGE UTILITY PLATFORM



Call Us: (707) 222-6066

sales@deltaseparations.com

-  **10-15 lbs** | Plant material per batch (depending on mill size)
-  **10-15 min** | Average Run Time (depending on SOP)
-  **13-15 gal.** | Alcohol Requirement Per Run (wash tincture can be used twice)



Standard Features

Vessel

- (1) Alcohol Feed Port: 1.5" Sanitary Triclamp Fittings
- (1) 1.5" Tri-clamp; Remote Discharge Vent and Pressure Relief Port
- 2" Tri-Clamp Angled Drain
- Liquid/Vapor Tight (No pressure) Vessel with EPDM Lid Seal

Controls

- Industrial HazLoc Control Panel
- Touchscreen HMI
- 20ft Tethered Main Control Panel (Installed Outside of HazLoc)
- Emergency Stop
- Variable Frequency Drive: 0-1800 RPM

Electrical

- 230v Single-Phase Full-Load-Amperage (FLA): 17
- UL Certified Class 1 Div 2 3HP Motor
- UL-NEMA L6- R30 Plug

Dimensions

- CUP-15: w/o Auxiliary Components (37" L x 25.5" W x 63.1" H)
- Weight: 693 lbs (314 kg)
- Main Control Panel: (24" L x 32" W x 52" H)

